

Track rail

1M / 2M / 3M for your choose



recessed (External) mounted



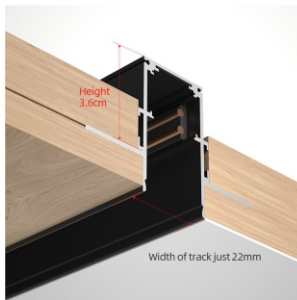
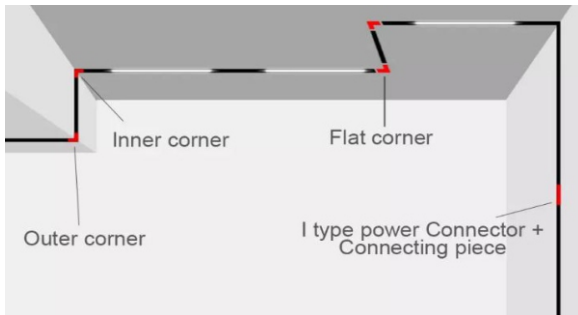
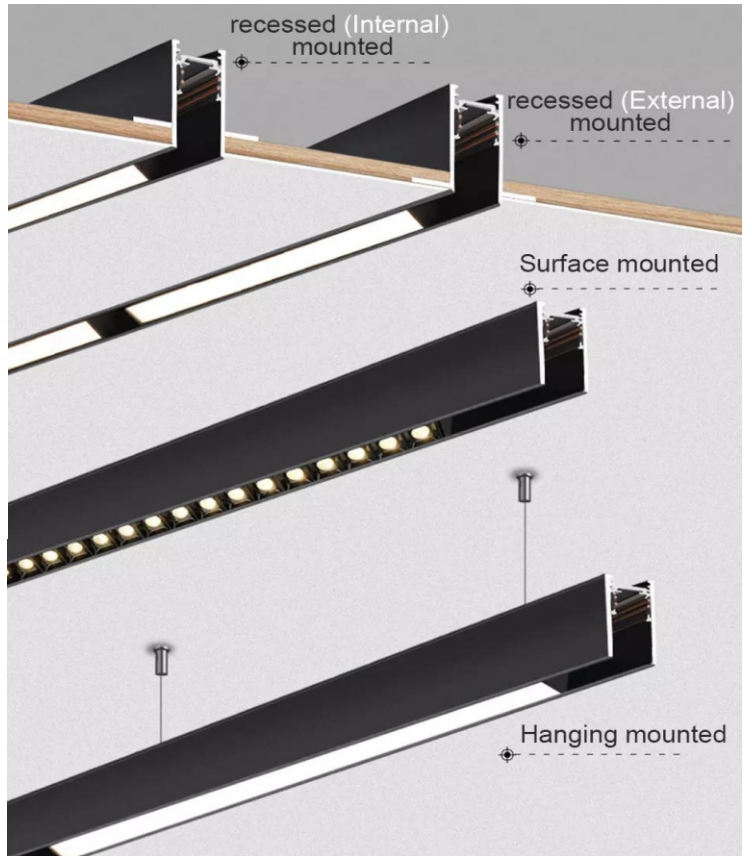
recessed (Internal) mounted



Surface mounted



Hanging mounted



1


The height of ceiling need to higher than 36mm




2

Integrated transformer

Put into the track



● Recessed Magnetic Track
Dimension: 100*54.7cm
Cutout width: 34-45mm




● Surface Mount Magnetic Track
Dimension: 100*27.4.7 cm
Cutout width: 34-45 mm



● 48V Built-in magnetic power supply
Dimension: 245*22*25 cm
Wattage: 100W/200W



● Track vertical corner 90°



● Track corner 90°




● Corner connection module



● Splicing electrical module 180°

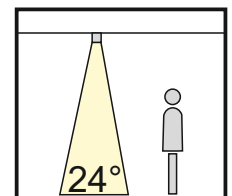


Heimdall Magnetic Track Light ● ◁



Features

- High Lumens output
- Dimmable (optional)
- Bluetooth & Zegbee Control & Dimming (optional)
- Die Cast Housing
- Housing color Black (white optional)



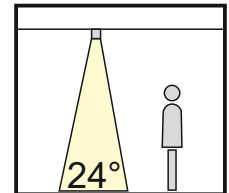
Model #	Power	CCT	CRI	Lumens	IP Rating	Beam Angle	Voltage	Dimension
MTL01-G-108-6W	6W	3000K-3200K 4000K-4500K 6000K-6500K	80/90	420	20	24°	48VDC	L108*W22*H25mm
MTL01-G-215-12W	12W		80/90	840	20	24°	48VDC	L215*W22*H25mm
MTL01-G-322-18W	18W		80/90	1260	20	24°	48VDC	L322*W22*H25mm
MTL01-G-430-24W	24W		80/90	1680	20	24°	48VDC	L430*W22*H25mm
MTL01-G-540-30W	30W		80/90	2100	20	24°	48VDC	L540*W22*H25mm
MTL01-G-642-36W	36W		80/90	2520	20	24°	48VDC	L642*W22*H25mm



Heimdall Magnetic Track Light

Features

- High Lumens output
- Dimmable (optional)
- Bluetooth & Zegbee Control & Dimming (optional)
- Die Cast Housing
- Housing color Black (white optional)



Model #	Power	CCT	CRI	Lumens	IP Rating	Beam Angle	Voltage	Dimension
MTL01-T-10W	10W	3000K-3200K 4000K-4500K	80/90	900	20	24°	48VDC	Ø48*H135
MTL01-T-20W	20W	6000K-6500K	80/90	1800	20	24°	48VDC	Ø65*H160